






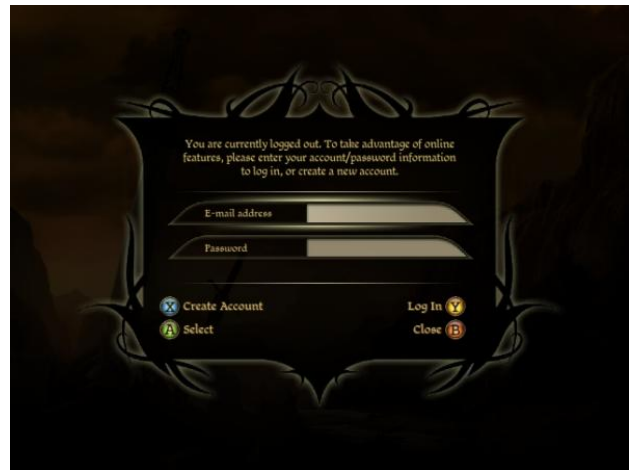
How to Redeem Codes from within the game - Xbox 360® videogame and entertainment system:

You can also redeem codes on the website – visit social.bioware.com/redeem/.

1. Make sure you have an Xbox LIVE account, and that you are logged into Xbox LIVE with that account on your Xbox 360.
 - a. For details on how to create an Xbox LIVE enabled account, or to log into Xbox LIVE with it, please refer to your Xbox 360 manual or the www.xbox.com website.
2. Make sure you have an EA online account.
 - a. For a walkthrough on how to create your account, visit www.dragonage.com/addon/.
3. Log in to the Dragon Age Servers with your EA online account.
 - a. On the Main Menu, press the  button to 'Sign In to Dragon Age Servers'.




- b. At the Log In screen, use the  or  Up/Down and press the  button on the E-mail address field.
- c. At the on-screen keyboard, enter your account's email address.
- d. Repeat the process to enter your Password.
- e. Press the  button to Log In.



4. Select the 'Downloadable Content' option from the Main Menu.



5. Press  to 'Redeem EA Code', at the bottom of the Downloadable Content screen.





How to Redeem Codes from within the game (Xbox 360)


©2009 Electronic Arts Inc. All Rights Reserved.

6. At the on-screen keyboard, enter the code exactly as it is written.
 - a. **NOTE:** Codes are one time use only – that account is enabled with that item forever, but the code will no longer work after it is used. Ensure you are logged in with the online account you would like to use when playing the game before using your code.



7. After successfully redeeming the code, you will be returned to the Downloadable Content menu in the game.
8. The Downloadable Content (DLC) item will now appear in the Available Content tab and say 'Purchased'.
9. Select that item with  or  Up/Down. You will see a detailed description on the right hand side of the window.



10. Press  to 'Download' the item. The Xbox 360 downloadable content screen will appear.
11. Review the details and select 'Confirm Download' to start downloading the content. Wait for the content to complete downloading before proceeding.

How to Redeem Codes from within the game (Xbox 360)

©2009 Electronic Arts Inc. All Rights Reserved.



12. After successfully downloading and installing the content, select 'Continue' to return to the Downloadable Content screen. You should notice the content now says 'Downloaded'.



13. To play this content, return to the Main Menu and start a New Game, Resume your last game, or Load a previous save game.

14. Follow the instructions in your Quest Journal for how to access the DLC content you just installed.



Microsoft, Xbox, Xbox 360, Xbox LIVE, and the Xbox logos are trademarks of the Microsoft group of companies.

How to Redeem Codes from within the game (Xbox 360)

©2009 Electronic Arts Inc. All Rights Reserved.

