

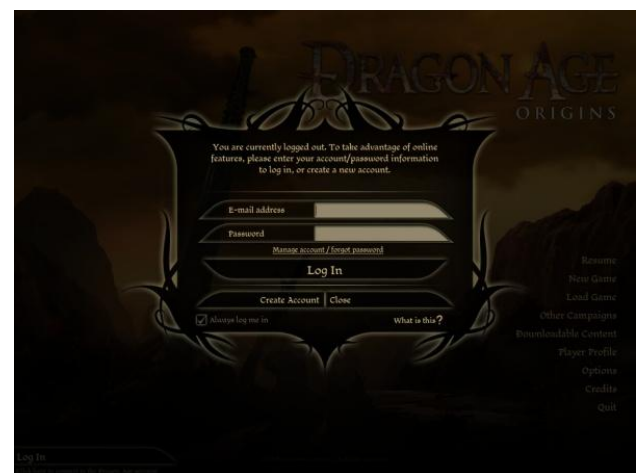
# How to Redeem Codes from within the game (PC):

You can also redeem codes on the website – visit [social.bioware.com/redeem/](http://social.bioware.com/redeem/)

1. First make sure you have an online account created
  - a. For a walkthrough on how to create your account, visit [www.dragonage.com/addon/](http://www.dragonage.com/addon/).
2. Log in to your online account
  - a. On the Main Menu, click the ‘Log In’ button at the bottom left of the screen.



- b. Enter your account’s email address and password, then click the ‘Log In’ button.



*How to Redeem Codes from within the Game (PC)*

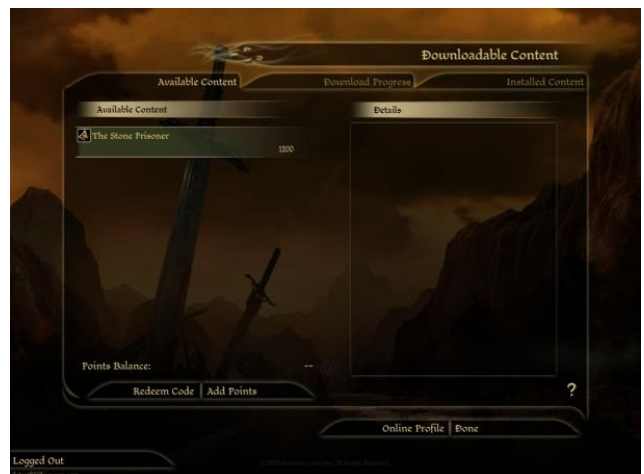
3. Back on the Main Menu, ensure the status button at the bottom left of the screen says 'Logged In' and below that is the email address of the account you want to use.



4. Select the 'Downloadable Content' option from the Main Menu.



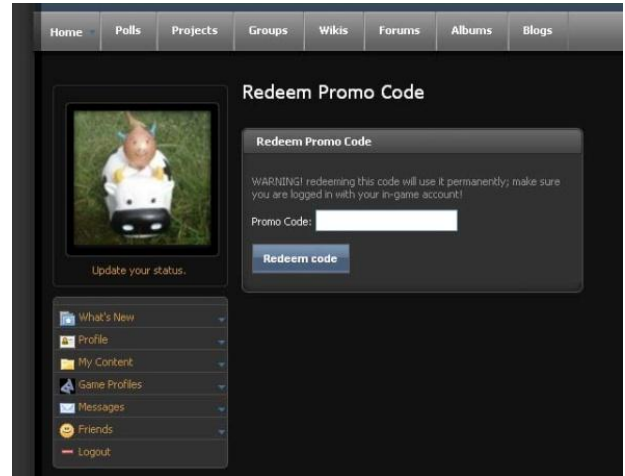
5. Select the 'Redeem Code' button, at the bottom of the Available Content tab.



*How to Redeem Codes from within the Game (PC)*

©2009 Electronic Arts Inc. All Rights Reserved.

6. The game will be minimized and a web browser will open and automatically take you to the code redemption page of the Social site. Enter the code exactly as it is written – include capitalization and dashes (e.g. “AAAA-BBBB-...”).
  - a. **NOTE:** Codes are one time use only – that account is enabled with that item forever, but the code will no longer work after it is used. Ensure you are logged in with the online account you would like to use when playing the game before using your code.



7. After successfully redeeming the code, return to the Downloadable Content menu in the game. The DLC item will automatically begin to download. Once it has completed downloading and installing the content, the DLC item will move to the Installed Content tab. Click the 'Installed Content' tab to review all DLC you currently have installed on this machine. Ensure the content you just downloaded is set to Enabled.



8. To play this content, return to the Main Menu and start a New Game, Resume your last game, or Load a previous save game. You can find instructions in your Quest Journal for how to access the DLC content you just installed.



*How to Redeem Codes from within the Game (PC)*